

PRELIMINARY

KS21i SUBWOOFER FOR INSTALL



- High power compact 21" subwoofer
- Exceptional impact
- Augmented short-term SPL
- Lightweight (49 kg / 108 lbs)
- Sleek design
- Install-specific rigging and accessories



ELECTRO-ACOUSTICS



KS21i is a compact reference subwoofer designed to extend the bandwidth of A15i and A10i systems in installation applications. KS21i features one high excursion, direct-radiating 21" transducer mounted in a bass-reflex tuned enclosure.

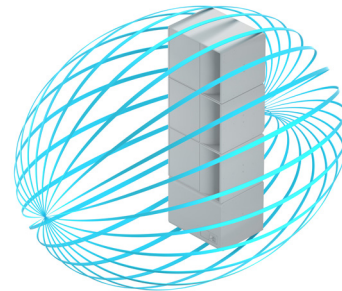
KS21i couples with A15i and A10i to reinforce contour and extend bandwidth to 29 Hz and 31 Hz respectively. KS21i features L-Vents that substantially reduce turbulence and port noise at high levels while also increasing LF efficiency. The association of modern components and laminar vents greatly improves short-term SPL compared to similar-sized subwoofers.

The KS21i frequency response is optimized to couple perfectly with both A Series install systems. KS21i can be flown and stacked in combination with A15i or A10i to form a full range line source.

KS21i can be deployed in standard or cardioid configurations with dedicated presets, for flown and stacked deployment.



L-Vents laminar vented ports



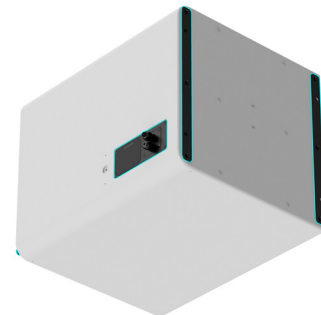
Rear SPL rejection (cardioid)

PHYSICAL

The KS21i enclosure is constructed of premium grade Baltic beech and birch plywood to ensure maximum acoustical and mechanical integrity. Bent wood technology combined with a thickness optimization process maximizes internal volume while attaining the low weight of 49 kg / 108 lb.

KS21i design has been refined for a more discreet integration. Products are connected using rigging plates and numerous accessories allow array deployment with A15i and A10i. For improved aesthetics or video projection mapping, an acoustically-transparent screen is available for KS21i.


KS21i features terminal connectors behind a connector sealing plate with gland nuts. The enclosure has been weatherized to achieve an IP55 rating for outdoor operations and can be custom-colored using RAL references to melt into the venue decor.



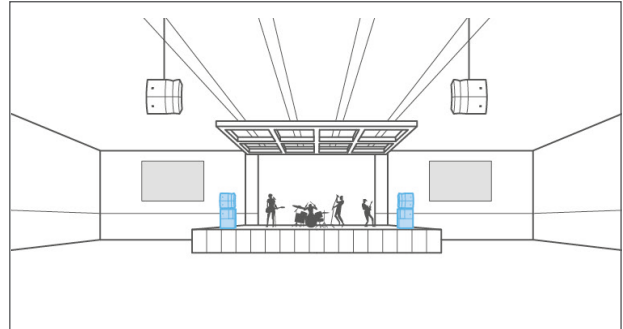
Discreet design with connecting plates and terminal connectors

APPLICATIONS AND BENEFITS

KS21i is the ideal companion for small to large events that require bandwidth extension and strong impact in a compact enclosure. KS21i is acoustically compatible with A15i and A10i and therefore is particularly suited to reinforce the low frequency contour of both systems.



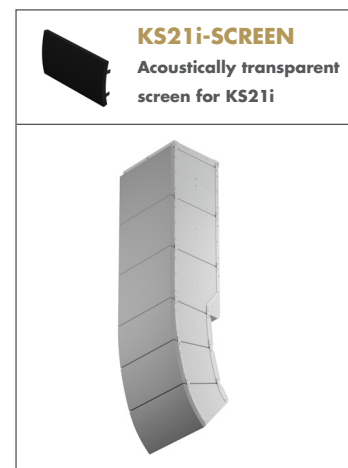

Concert hall main system



Live club main system




RIGGING

KS21i can be flown or stacked on their own or in combinations with A15i or A10i. Dedicated rigging elements allow for vertical line source deployment in large or small numbers - from the ceiling or off the wall. KS21i can be flown or stacked in standard or cardioid arrangements.



AMPLIFIED CONTROLLERS

LA2Xi and LA4X are the recommended amplified controllers with one KS21i per output channel for optimal use of the Autosolver tools. LA12X can be used to power and control up to two KS21i per output channel.

Amplified controllers	LA2Xi	LA4X	LA12X
Front panel			
Install / Touring	Install	Install / Touring	Install / Touring
In x Out	4 x 4 / 4 x 3 / 4 x 2 / 4 x 1	4 x 4	4 x 4
Output power (W RMS) @ 16 ohms @ 8 ohms @ 4 ohms @ 2.7 ohms	4 x 200 W 4 x 360 W 4 x 640 W	4 x 1000 W 4 x 1000 W	4 x 1400 W 4 x 2600 W 4 x 3300 W
Height	1U	2U	2U
Weight	4.40 kg / 9.70 lbs	11.3 kg / 24.9 lbs	14.5 kg / 32 lbs
Drive capability KS21i			
Max. number of enclosures per channel	1	1	3
Max. number of enclosures per amplifier	4	4	12
Max SPL	131 dB	138 dB	138 dB

ASSOCIATED ENCLOSURES

A SERIES INSTALL

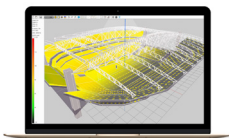


X SERIES



SOFTWARE

SOUNDVISION: simulation software



3D electro-acoustic & mechanical simulation software

LA Network Manager: control & monitoring software



Real-time control and monitoring up to 253 units
Multiple network topologies



SB15m



SB18(i)



KS21(i)



K1-SB



SB28



KS28

Subwoofers: a complete range for professional sound reinforcement

L-Acoustics subwoofers complement systems in applications where extended bandwidth is required.

All subs incorporate high excursion drivers, ultra-low vibration walls and laminar airflow L-Vents with a flared profile, resulting in dramatic reduction of port noise, maximized dynamics, power handling and an exceptional level of performance.

PRELIMINARY

KS21i SUBWOOFER

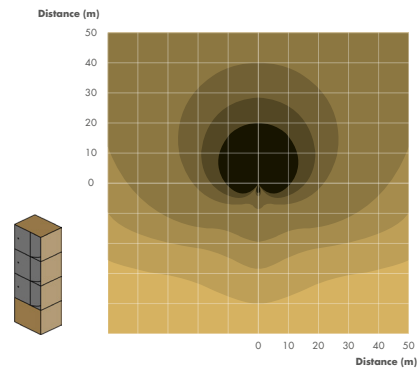
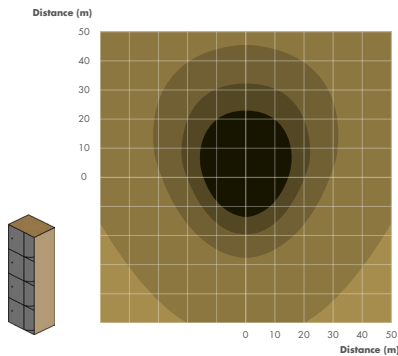


Description	High power compact subwoofer: 1 × 21" amplified by LA2Xi ² / LA4X / LA8 / LA12X
Usable bandwidth (-10 dB)	31 Hz - 100 Hz ([KS21_100])
Maximum SPL¹	138 dB ([KS21_100])
Nominal directivity	Standard or cardioid configurations
Transducers	1 × 21" neodymium cone driver
Acoustical load	Bass-reflex, L-Vents
Nominal impedance	8 Ω
Connectors	4-point terminal block with push-in connection Connector sealing plate with cable gland
Rigging and handling	external rigging kits M6 inserts for rigging plates and accessories M8 inserts for A-U15i
Safety	1 DIN580-compatible M8 threaded insert
Weight (net)	49 kg / 108 lb
Cabinet	Premium grade Baltic beech and birch plywood
Front	Coated steel grill Acoustically neutral 3D fabric
Rigging components	High grade steel with anti-corrosion coating
Finish	Dark grey brown Pantone 426 C Pure white RAL 9010 Custom RAL code on special order
IP	IP55

¹ Peak level at 1 m under half space conditions using pink noise with crest factor 4 (preset specified in brackets).

² For Max SPL values using LA2Xi, refer to LA2Xi system specification sheet.

ISOCONTOUR



► SPL mapping of a block of four KS21i in standard (left) and cardioid (right) arrangements, using surfaces of equal sound pressure with three dB step colored scale.

DIMENSIONS

